




Third Grade Online Textbook Guide


Quick Login Reference

Subject	Website	Username	Password
Mathematics	www.pearsonsuccessnet.com	fcsthird	fcmath
Social Studies	https://secure.eservices.eduplace.com/eservicesadmin	grade3ourdemocracy	123456
Science	https://www-k6.thinkcentral.com/ePC/start.do	fcsthird	fcsthird
Reading	http://www.harcourtschool.com/menus/trophies/menu.html	Resources Only	


Third Grade Mathematics



Third Grade Social Studies



Third Grade Science



Getting Logged In Think Central

1. Click <https://www-k6.thinkcentral.com/ePC/start.do> to visit the ThinkCentral log in page.

2. Select your **State, District, and School.**

State: Georgia

District: Fulton Co School District (Do not select cluster.)

School: Select your school from the list.

3. Enter your **User Name** and **Password.**

Grade	User Name	Password
First	fcsfirst	fcsfirst
Second	fcssecond	fcssecond
Third	fcsthird	fcsthird
Fourth	fcsfourth	fcsfourth
Fifth	fcsfifth	fcsfifth

4. Click the remember my organization box to keep the state, district and school entries.

5. Click 



Welcome to ThinkCentral

Evaluators click here

Texas On Our Way to English evaluators click here

State: GEORGIA

District: Fulton Co School District

School: Alpharetta Elementary School, Alpharetta 30009

Remember my organization

User name: fcsfirst

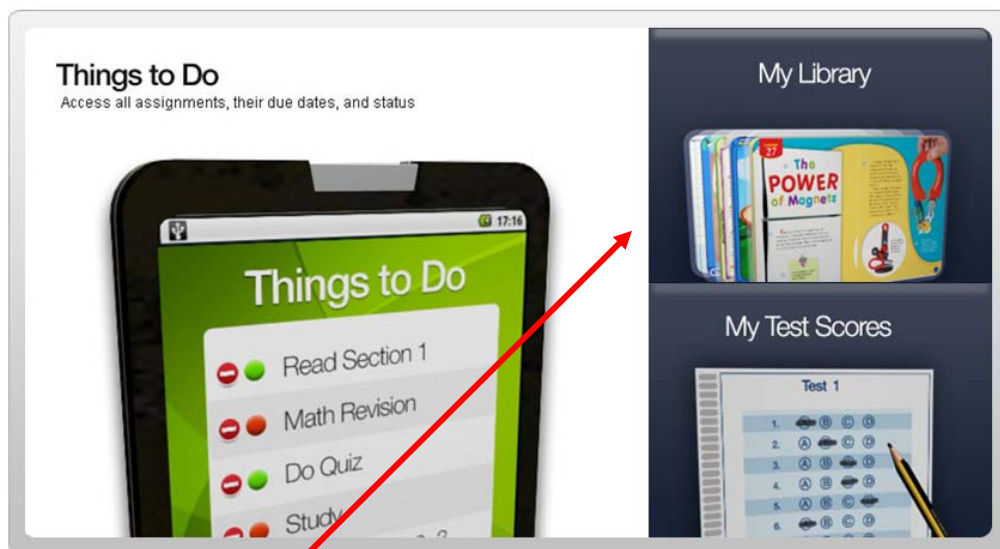
[Forgot Username](#)

Password: ●●●●●●●

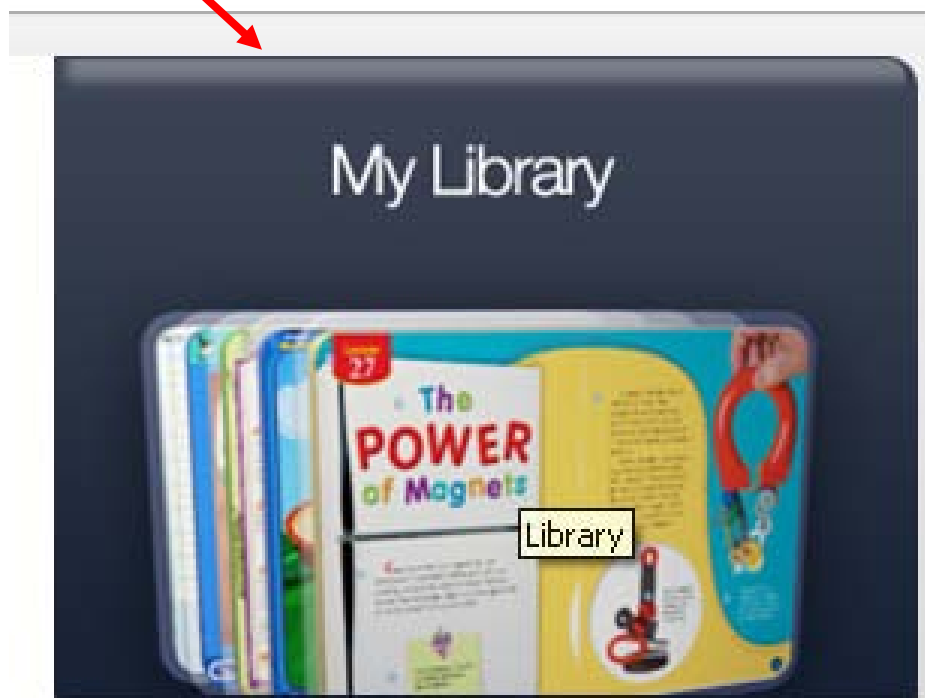
[Forgot Password](#)

Login Self Registration

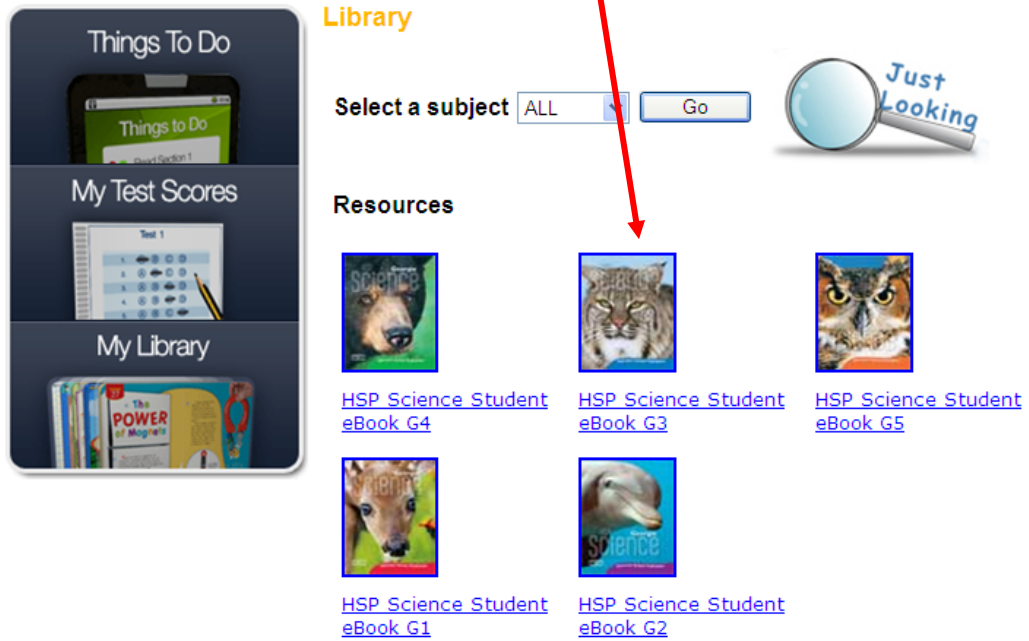
STUDENT DESKTOP



In the Library, you will find all the Houghton Mifflin Harcourt products that are available to you. Click the Library computer monitor icon on the Student Desktop or on the top tab of any other page to visit the My Library page.




Select the student textbook.








The screenshot shows a library website interface. On the left is a vertical sidebar with three sections: 'Things To Do' (with a smartphone icon), 'My Test Scores' (with a test paper icon), and 'My Library' (with a stack of books icon). The main content area is titled 'Library' and features a search bar with a dropdown menu set to 'ALL' and a 'Go' button. To the right of the search bar is a magnifying glass icon with the text 'Just Looking'. Below the search bar is a 'Resources' section containing five eBook covers. A red arrow points from the heading 'Select the student textbook.' to the 'HSP Science Student eBook G3' link. The eBooks are: 'HSP Science Student eBook G4' (dog cover), 'HSP Science Student eBook G3' (cat cover), 'HSP Science Student eBook G5' (owl cover), 'HSP Science Student eBook G1' (goat cover), and 'HSP Science Student eBook G2' (dolphin cover).

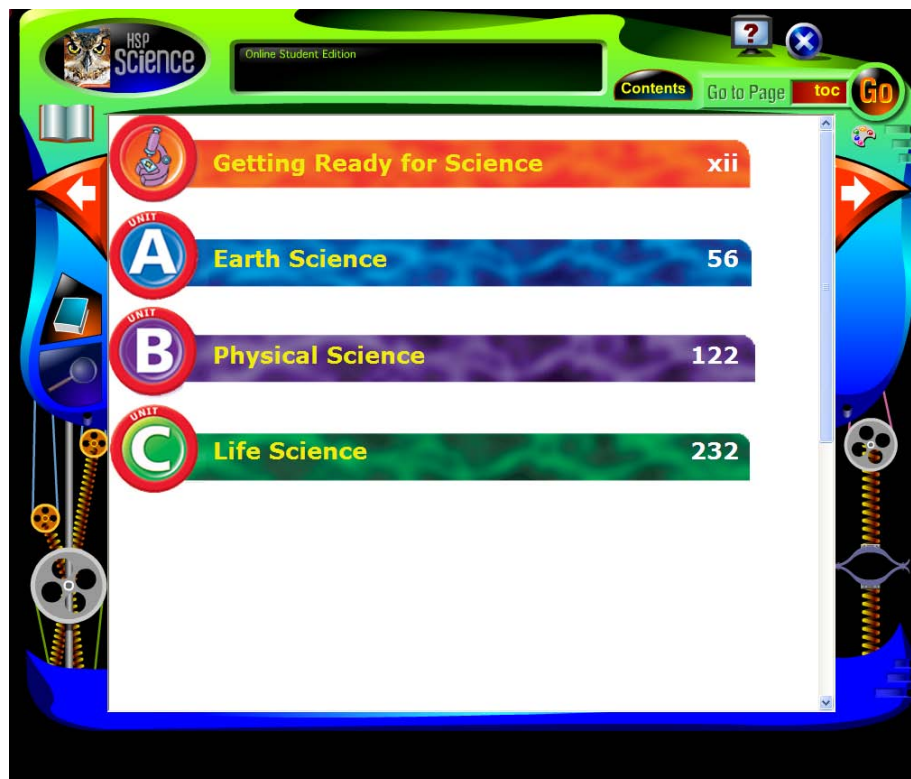
Library

Select a subject 

Resources

-  [HSP Science Student eBook G4](#)
-  [HSP Science Student eBook G3](#)
-  [HSP Science Student eBook G5](#)
-  [HSP Science Student eBook G1](#)
-  [HSP Science Student eBook G2](#)

View the Online Student Edition.



The screenshot shows the 'Online Student Edition' interface for HSP Science. The top navigation bar includes the HSP Science logo, a search bar, and buttons for 'Contents', 'Go to Page', 'toc', and 'Go'. The main content area displays a table of contents with four units:

Unit	Unit Name	Page Number
	Getting Ready for Science	xii
UNIT A	Earth Science	56
UNIT B	Physical Science	122
UNIT C	Life Science	232

The interface is decorated with various science-related icons like a microscope, a globe, and a DNA helix.